

Visec fully supports the Vista USB grabber.

The problem is the manufacturer included another drive that that uses a BDA architecture instead of WDM

You can easily get the grabber working in Vista by doing the following

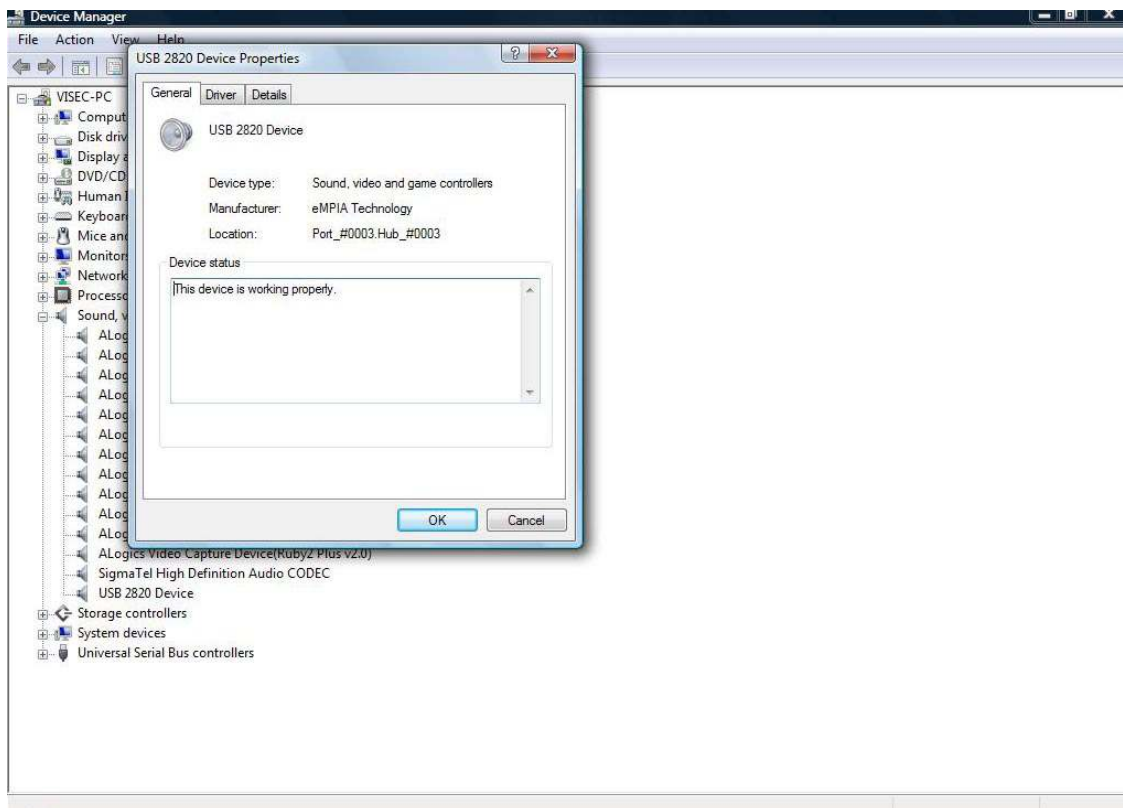
Summary

1. Follow Go to device manager and driver tab for grabber
2. Click the uninstall box
3. Check box - says - Delete the driver software for this device.
4. Click OK
5. Update New Driver.
6. Now in device manager box under sound, video,etc.
7. It should say usb 2.0 av converter not 2820 device

First download the updated vista driver from our website www.visec.net under drivers

1) Go to Windows Vista Device Manager

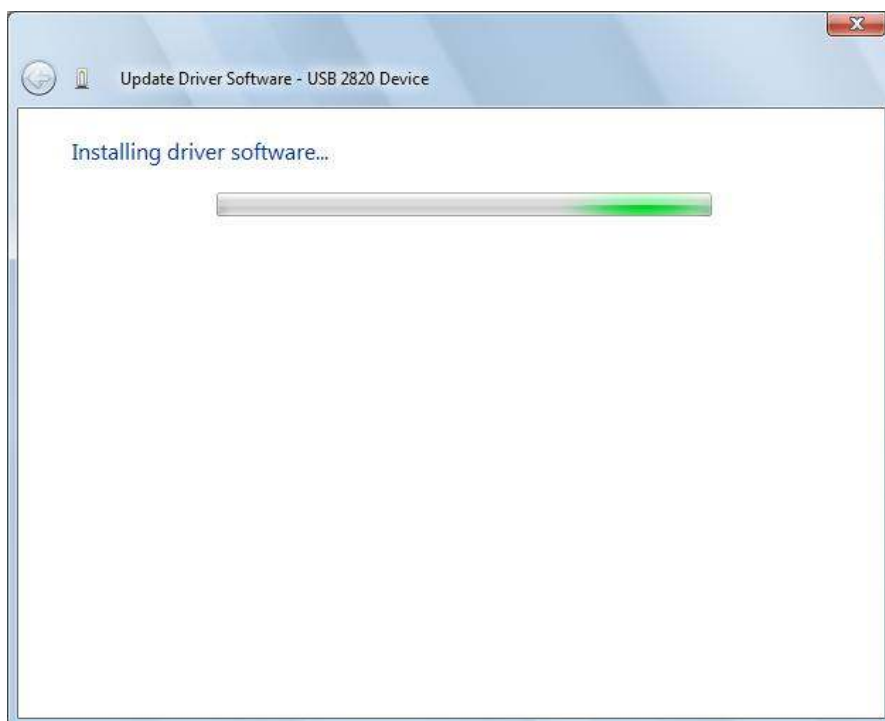
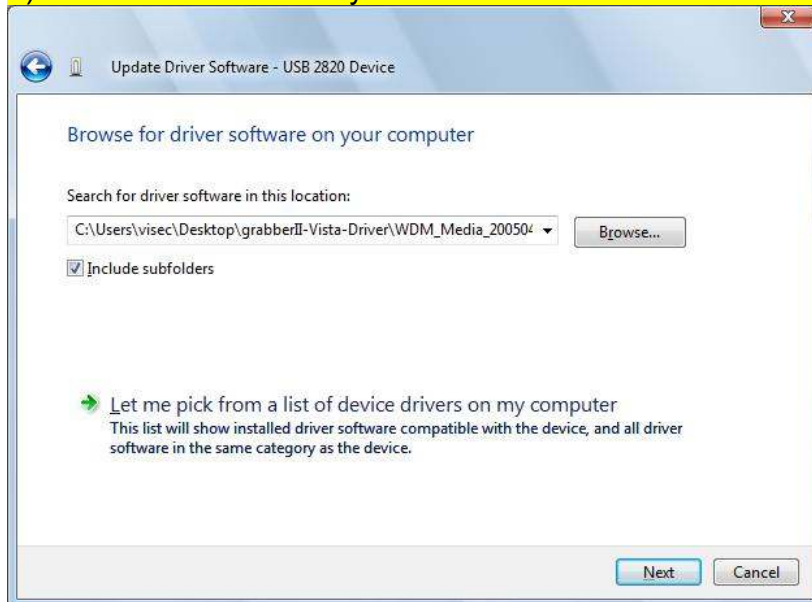
Start – Control Panel -> Device manager



2) Look for the USB 2820 Device under sound video and game controllers

- a) Right click, choose properties
- b) Choose the **driver tab**
- c) delete existing driver
- d) press update driver

3) Now choose the files you downloaded from our website (Vista grabber driver)



4) Vista will now update the driver to the correct WDM driver.

You will see a screen like this below.
After rebooting the grabber will work fine.

